

MARSDEN

UFR118 (T-210) Automatic Wall Mounted Thermometer

User Manual



Contents

Introduction	2
Declaration of Conformity	2
Specification	3
Symbol Descriptions	3
Important Safety Instructions	4
Parts Identification	5
Battery Installation	5
Unit Setting	6
Operation	6
Error Messages	7
Warranty	7

Thank you for purchasing this Marsden UFR118 Automatic Wall Mounted Thermometer. This thermometer is designed for screening multiple individuals for high temperature, and can be used with individuals of all ages. To ensure accurate use of the UFR118, please read this user manual before use and keep for future reference.

Declaration of Conformity

- This product is approved under MDD 93/42/EEC Medical Devices Directive.
- Full responsibility for the conformance of this product to the Standard is assumed by Shenzhen Urion Technology Co., Ltd, Floor 4-6th Floor Building D, Jiale Science & Technology Industrial Zone, No.3, ChuangWei Road, Heshuikou Community, MaTian Street, GuangMing New District, 518106 Shenzhen.










EN 60601-1-2:2015	Medical electrical equipment -- Part 1-2: General requirements for basic safety and essential performance - Collateral standard: Electromagnetic disturbances - Requirements and tests
IEC 60601-1-2:2014	Medical electrical equipment -- Part 1-2: General requirements for basic safety and essential performance - Collateral standard: Electromagnetic disturbances - Requirements and tests
EN 60601-1-11:2015	Medical electrical equipment – Part 1-11: General requirements for basic safety and essential performance – Collateral Standard: Requirements for medical electrical equipment and medical electrical systems used in the home healthcare environment Clause 12 of IEC 60601-1-11
IEC 60601-1-11:2015	Medical electrical equipment – Part 1-11: General requirements for basic safety and essential performance – Collateral Standard: Requirements for medical electrical equipment and medical electrical systems used in the home healthcare environment Clause 12 of IEC 60601-1-11
ISO 80601-2-56:2017	Medical electrical equipment —Part 2-56: Particular requirements for basic safety and essential performance of clinical thermometers for body temperature measurement Clause 202 of ISO 80601-2-56

This does not guarantee in any way that the device will not be affected by electromagnetic interference. Avoid using the device in a high electromagnetic environment.

Specification

Measurement Range/Accuracy	32°C - 43°C ± 0.2°C
Measuring Distance	1cm – 10cm
Display	LED
Response Time	1 second
Measuring localisation	Forehead
Installation Method	Nail hook, double sided sticking tape, bracket for stand
LED colour indicator	Green: Temperature <37.5°C (99°F) Red: Temperature ≥37.5°C (99°F)
Power	Type-C USB or 18650 lithium battery 2000mAh
Charge time	Approximately 3 hours
Battery life	Upto 6 hours or upto 300 measurements
Unit weight	Approx. 151g (excluding batteries)
Dimensions	140mm x 93mm x 93mm
Operating environment	Body mode 10°C ~ 40°C / 50°F - 104°F
Storage and shipping environment	Temperature: -20°C - 50°C / -4°F - 122°F Humidity: 15% ~ 95% RH Handle with care and avoid heat, direct sunlight and water during transportation
Expected service life	Five years

Symbol Descriptions

The following symbols may appear in this manual, on the label, on the device or on accessories. Some of the symbols represent standards and compliances associated with the device and its use.	
	WARNING: This alert identifies hazards that may cause serious personal injury or death
	CAUTION: This alert identifies hazards that may cause minor personal injury, product damage or property damage
	Type B applied part
	Manufacturer
SN	Specifies serial number
	Authorised representative in the European Community
	CE Mark: conforms to essential requirements of the EMC Directive – 2014/30/EU
	DISPOSAL: Do not dispose of this product as unsorted municipal waste. This product should be treated as electronic waste
	Direct current
	Follow instructions for use

Important Safety Instructions

Before using this device, please read the following instructions with care.

WARNING:

- This thermometer is not intended to substitute for a consultation with your physician. The forehead scan temperature serves as a reference only.
- Basic safety precautions should always be observed, especially when the thermometer is used on or near children and disabled persons.
- Please place the device out of reach of children.
- Avoid using or leaving the device in direct sunlight.
- Do not touch the lens.
- Do not attempt to modify the device.
- The swallowing of small parts like packing bag, battery, battery cover and so on may cause suffocation.

CAUTION:

- Please do not use a dilution agent, alcohol or petrol to clean the unit. Please use the device with care.
- Please do not immerse the device in liquid.
- Please remove the batteries if you do not intend to use the device for more than three months.
- Replace the batteries if the device shows a low battery symbol.
- Do not mix old and new batteries.
- Do not use the device during transportation.

Disposal

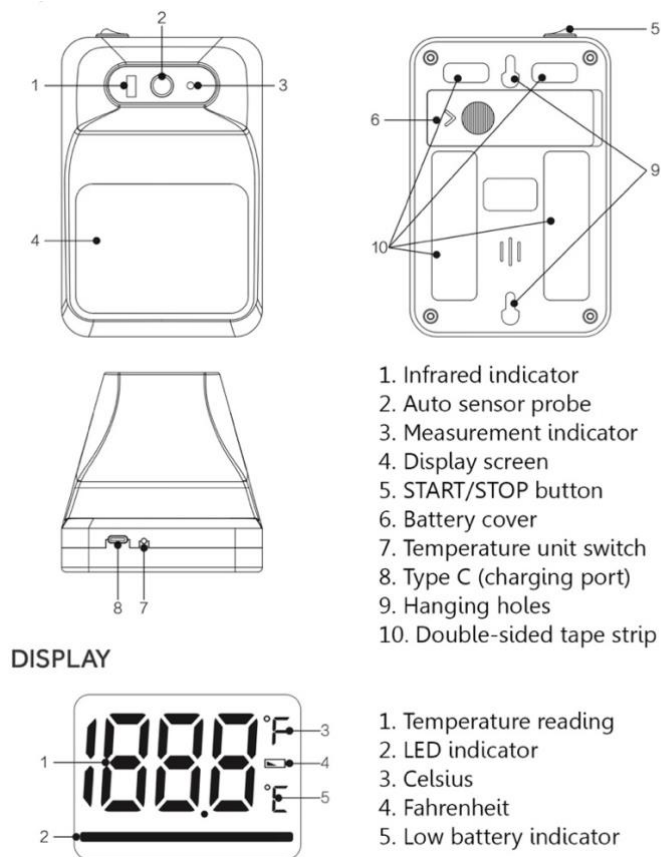
- Do not dispose of electrical appliances as unsorted municipal waste: use separate collection facilities. Contact your local government for information. If electrical appliances are disposed of in landfills or dumps, hazardous substances can leak into groundwater.

Care and Maintenance

- Keep the device in its box when not in use, and store in a dry location.
- Clean the device with a soft, dry cloth. Do not use any abrasive cleaners.
- Never immerse the device in water.
- NOTE: The manufacturer/supplier will not be responsible for any quality or technical issues that arise from improper use/maintenance as highlighted in this user manual.

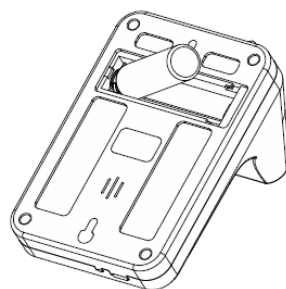
Please note: Where prolonged use is expected, always power the device from the mains using the Type C USB lead. The rechargeable battery should only be used as back-up.

Parts Identification



Battery Installation

1. Remove the battery cover from the battery compartment.
2. Insert one 3.7V 18650 lithium battery, ensuring the battery is facing the correct way. Positive (+) and Negative (-) are displayed on the back of battery cover.
3. Replace the battery cover.



4. If the low battery symbol appears on the display, you will need to charge the battery using the cable provided. To charge the battery, plug the cable into a USB port/socket or use a USB plug. The device will need approximately three hours to reach full charge. A green strip will appear on the display during charging, changing to a red strip when charging is complete.

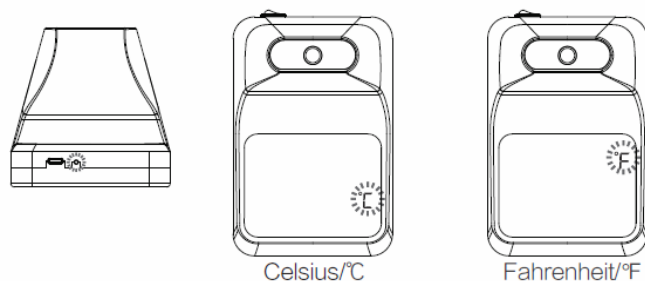
Please note: Where prolonged use is expected, always power the device from the mains using the Type C USB lead. The rechargeable battery should only be used as back-up.

⚠ WARNING:

Dispose of batteries in accordance with local laws. To avoid explosion or fire, do not burn or incinerate batteries.

Unit Setting

There is a small hole on the bottom of the device. Push a 2mm diameter screwdriver into the hole to switch between °C and °F.



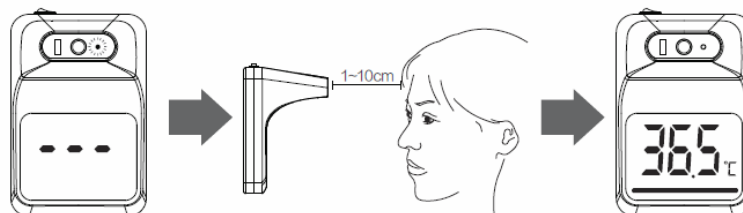
Operation

Please note: The device must be placed in the operating environment 30 minutes before use.

To use the thermometer, press the START/STOP button. All symbols will appear on the display, and you will hear one short beep.

Stand in front of the device with a distance of 1cm – 10cm between your forehead and the sensor. The device will measure temperature automatically.

When measurement is complete, you will hear one long beep as the measurement appears on the display.



The thermometer will automatically go into standby mode after 10 seconds of inactivity. If motion is detected by the sensor, the device will power on again.

Beep Alarm

1. 1 short beep when power is on and device is ready to begin measurement.
 2. 1 long beep with green LED when measurement reading is below 37.5°C/99.5°F.
 3. 10 short beeps with red LED when measurement reading is 37.5°C/99.5°F or higher.
 4. 3 short beeps with red LED if the device is unable to measure temperature.
- Babies' skin reacts very quickly to ambient temperature. Therefore, do not take their temperature during/after breastfeeding as the skin temperature may be lower than their internal body temperature.

Error Messages

Symbol	Explanation
	In Body Mode, the measured temperature is above the measuring range of 43°C/109.4°F.
	In Body Mode, measured temperature is below the measuring range of 32°C/89.6°F.
	Low battery. Please connect the USB charger and recharge the battery.
	Thermometer has failed or is affected by electromagnetic field.

Warranty Information

- The device is guaranteed to be free of defects in workmanship and materials under normal use for a period of 1 Year from the date of purchase.
- For repair under this warranty, our authorised service agent must be advised of the fault within the period of the warranty. This warranty only covers parts and labour service under normal operations. Any defect resulting from natural causes, eg.flood, hurricane etc, is not covered in this guarantee. This guarantee does not cover damage incurred by use of the unit not in accordance with the instructions, accidental damage, or being tampered or serviced by unauthorised service agents.
- The following will be excluded from this warranty: If the thermometer has been misused, abused, or there has been neglect in following the manual's instructions on purpose and unauthorised repair or modifications.
- The device requires no calibration.
- The device is not repairable and contains no user serviceable parts.

MARSDEN

+44 (0) 1709 364296

sales@marsdengroup.co.uk

Distribution:

Unit 7, Centurion Business Park,
Coggin Mill Way,
Rotherham,
S60 1FB

Head Office:

Unit 1, Genesis Business Park,
Sheffield Road,
Rotherham
S60 1DX

www.marsden-weighing.co.uk



SHENZHEN URION TECHNOLOGY CO., LTD

Floor 4-6th Floor Building D, Jiale Science & Technology Industrial Zone, No.3, ChuangWei Road, Heshuikou Community, MaTian Street, GuangMing New District, 518106 Shenzhen, PEOPLE'S REPUBLIC OF CHINA.



SHANGHAI INTERNATIONAL HOLDING CORP.
GMBH (Europe)
Eirrestrasse 80, 20537 Hamburg, Germany